

'More and Less': Counting using hundreds charts

Counting on and counting back by ones

Counting on and counting back by tens

Adding and subtracting 1 and 10

Counting by ones and tens

More and Less: using a hundred chart
Counting by ones in rows

24 25 26 $0.24 \rightarrow 0.25 \rightarrow 0.26$ 24 25 26
 $25 + 1 = 26$ $0.25 + 0.01 = 0.26$ $2.5 + 0.1 = 2.6$
 $25 - 1 = 24$ $0.25 - 0.01 = 0.24$ $2.5 - 0.1 = 2.4$

36 37 38 39 40 $36 + 1 = 37$ $36 + 10 = 46$
 $38 - 1 = 37$ $38 - 2 = 36$

67 68 69 $67 + 1 = 68$
 $67 + 2 = 69$

X 51 52 $52 - 1 = 51$

© 2011 Anita Chin More and Less: Counting on and counting back by ones TASK SHEET 1 Anita Chin

Task sheet 1

More and Less: using a hundred chart
Counting by tens in columns

25 35 45 $35 + 10 = 45$
 $35 - 10 = 25$

52 62 72 82 92 $72 + 10 = 82$
 $72 - 10 = 62$
 $72 + 20 = 92$
 $72 - 20 = 52$

4 14 24 34 $4 + 10 = 14$
 $4 + 20 = 24$
 $4 - 10 = -6$

© 2011 Anita Chin More and Less: Counting forwards and backwards by tens TASK SHEET 2 Anita Chin

Task sheet 2

More and Less: using a hundred chart
Adding and subtracting 1 and 10

26 36 46 $36 + 1 = 37$ $36 + 10 = 46$
 $36 - 1 = 35$ $36 - 10 = 26$

0.26 0.36 0.46 $0.36 + 0.01 = 0.37$ $0.36 + 0.1 = 0.46$
 $0.36 - 0.01 = 0.35$ $0.36 - 0.1 = 0.26$

26 36 46 $36 + 1 = 37$ $36 + 10 = 46$
 $36 - 1 = 35$ $36 - 10 = 26$

826 836 846 $836 + 1 = 837$ $836 + 10 = 846$
 $836 - 1 = 835$ $836 - 10 = 826$

© 2011 Anita Chin More and Less: Adding and subtracting 1 and 10 TASK SHEET 3 Anita Chin

Task sheet 3

More and Less: using a hundred chart
Counting by ones and tens

15 16 17 18 19 27 37

70 79 80 X 90

© 2011 Anita Chin More and Less: Counting forwards and backwards by ones and tens TASK SHEET 4 Anita Chin

Task sheet 4

Counting using tens and ones

More counting using tens and ones

Adding and subtracting 9 and 11

More and Less: using a hundred chart
Counting using tens and ones

32 42 52 53 85 86 87 97

5 15 25 26 2 3 4 14

9 19 29 30 X

© 2011 Anita Chin More and Less: Counting forwards and backwards using tens and ones TASK SHEET 5 Anita Chin

Task sheet 5

More and Less: using a hundred chart
More counting using tens and ones

48 49 50 X 58 68 69 70 78

11 12 21 22 32 34 42 43 44

71 81 91 92 93 74 83 84 X

© 2011 Anita Chin More and Less: More counting forwards and backwards using tens and ones TASK SHEET 6 Anita Chin

Task sheet 6

More and Less: using a hundred chart
Adding and subtracting 9 and 11

14 16 25 34 36 0.14 0.16 0.25 0.34 0.36

14 16 25 34 36 84 86 85 834 836

© 2011 Anita Chin More and Less: Adding and subtracting 9 and 11 TASK SHEET 7 Anita Chin

Task sheet 7

More and Less: using a hundred chart

Counting by ones in rows

	♥	
--	---	--

	♥	
--	---	--

	♥	
--	---	--

	♥	
--	---	--

	♥	
--	---	--

	♥	
--	---	--

		♦		
--	--	---	--	--

		♦		
--	--	---	--	--

		♦		
--	--	---	--	--

		♦		
--	--	---	--	--

♣		
---	--	--

♣		
---	--	--

♣			
---	--	--	--

♣		
---	--	--

♣		
---	--	--

♣			
---	--	--	--

		♠
--	--	---

		♠
--	--	---

			♠
--	--	--	---

		♠
--	--	---

		♠
--	--	---

			♠
--	--	--	---

More and Less: using a hundred chart

Counting by tens in columns

♥

♥

♥

♥

♥

♦

♦

♦

♦

♦

♣

♣

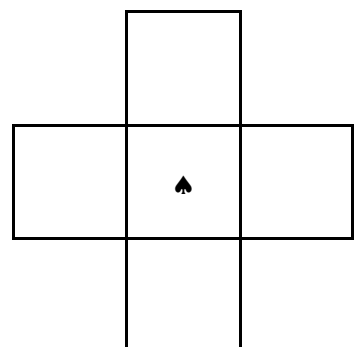
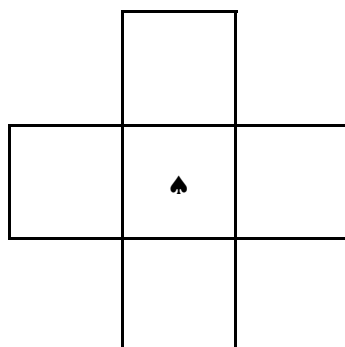
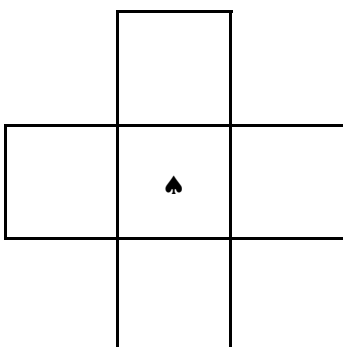
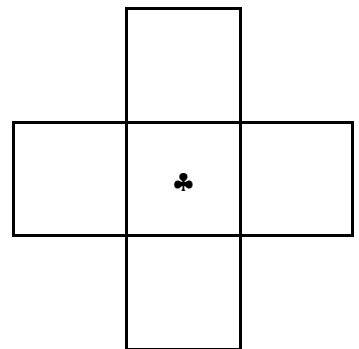
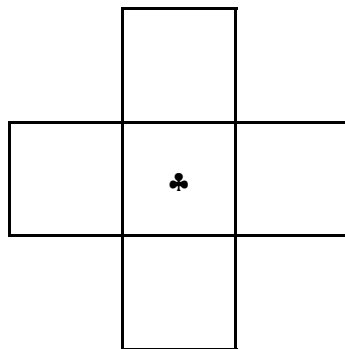
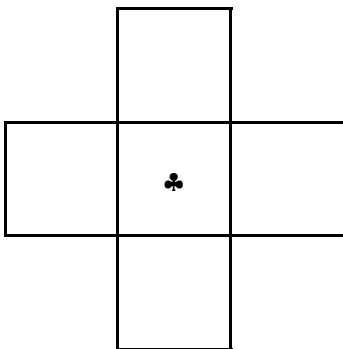
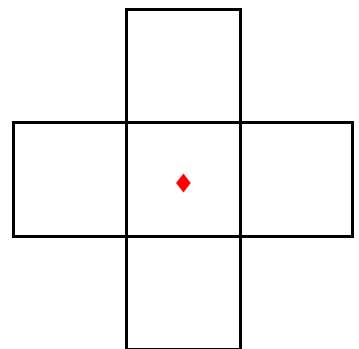
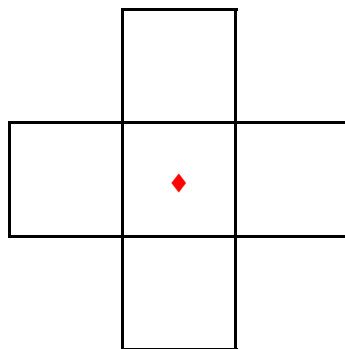
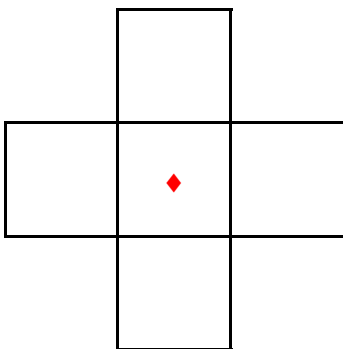
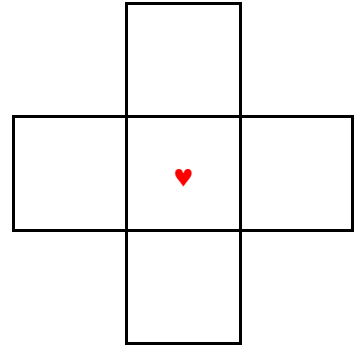
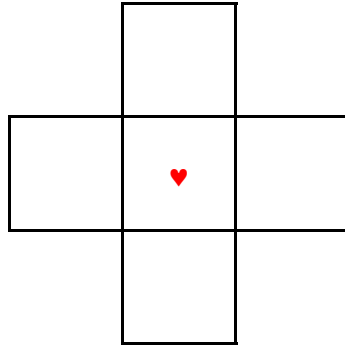
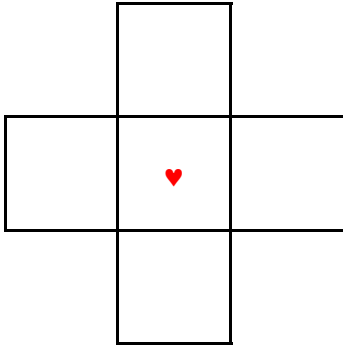
♣

♠

♠

More and Less: using a hundred chart

Adding and subtracting 1 and 10



More and Less: using a hundred chart

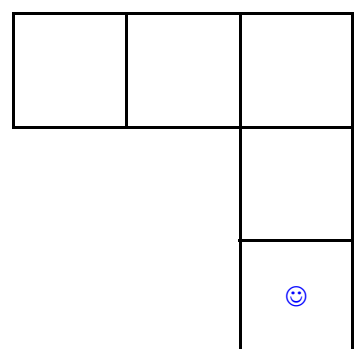
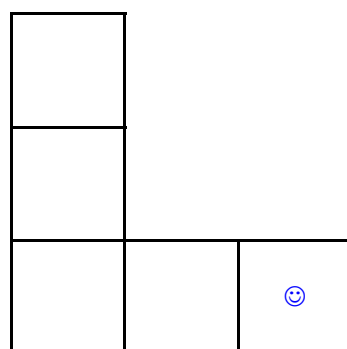
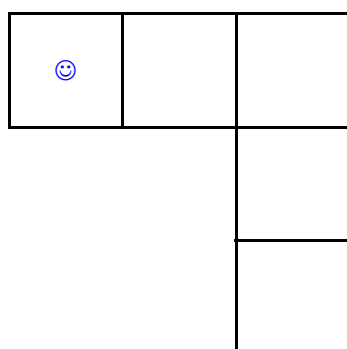
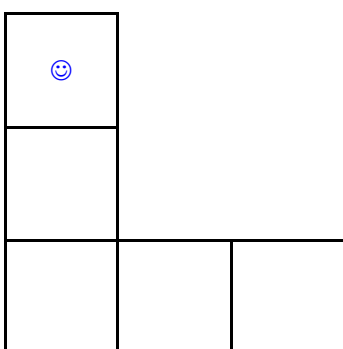
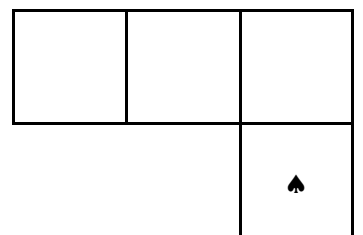
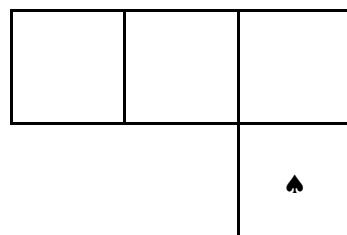
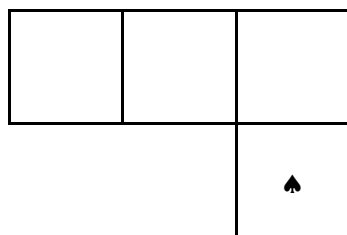
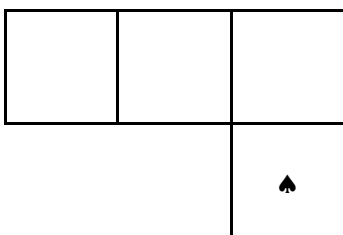

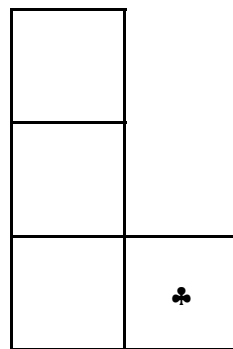
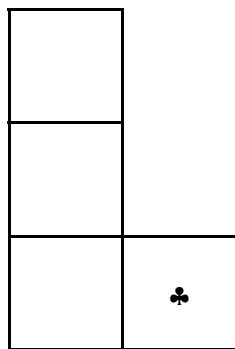

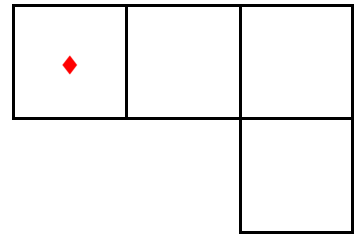
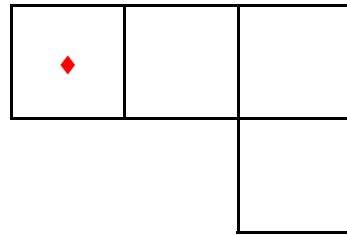
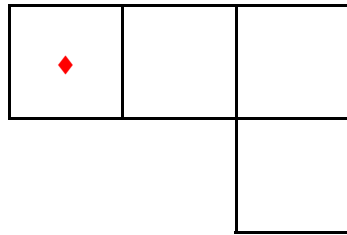
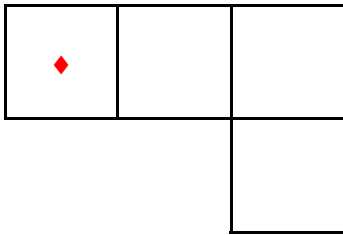
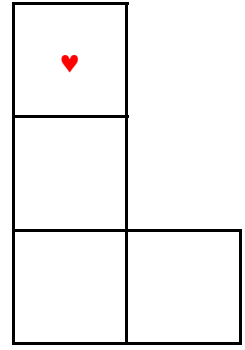
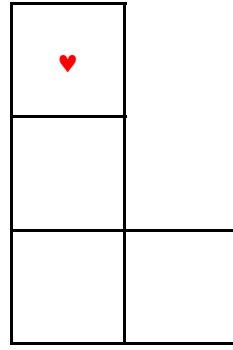
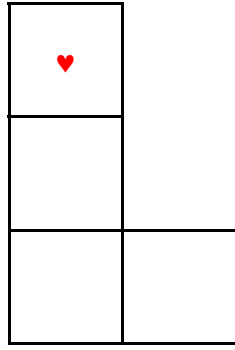

Counting by ones and tens

The image contains ten cross-shaped grids, each with a central square and four surrounding squares (top, bottom, left, right). The grids are arranged as follows:

- Top left: Central square contains a red heart.
- Top middle: Central square contains a red heart.
- Top right: Central square contains a red heart.
- Middle left: Central square contains a black club symbol.
- Middle right: Central square contains a red heart.
- Bottom left: Central square contains a red diamond.
- Bottom middle: Central square contains a black spade symbol.

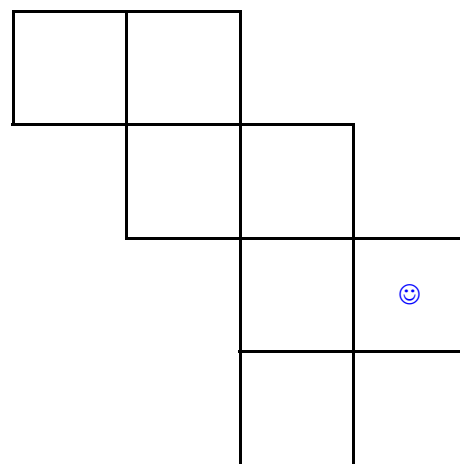
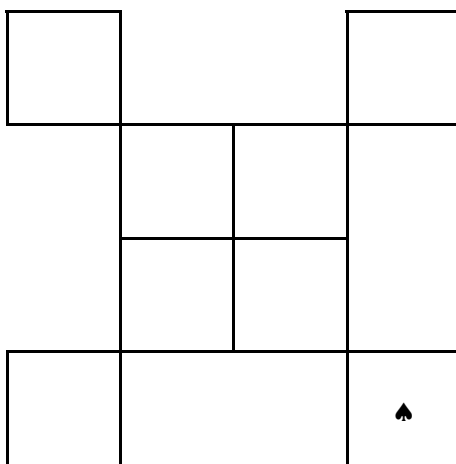
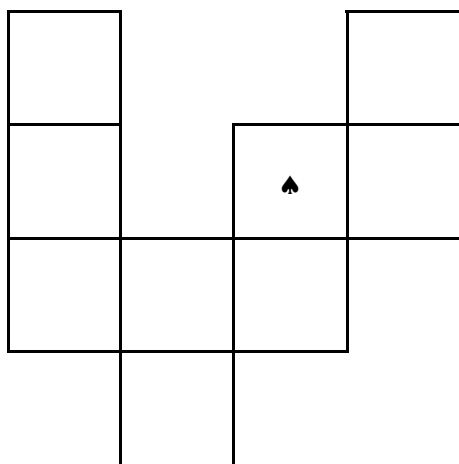

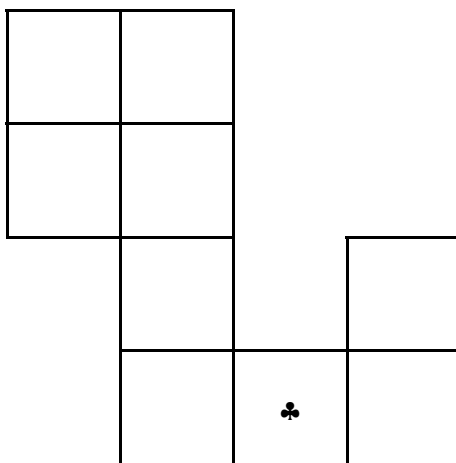
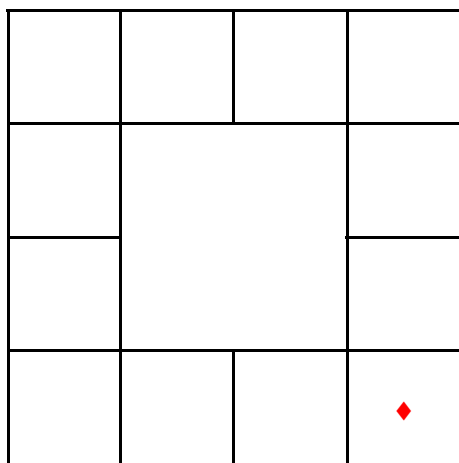
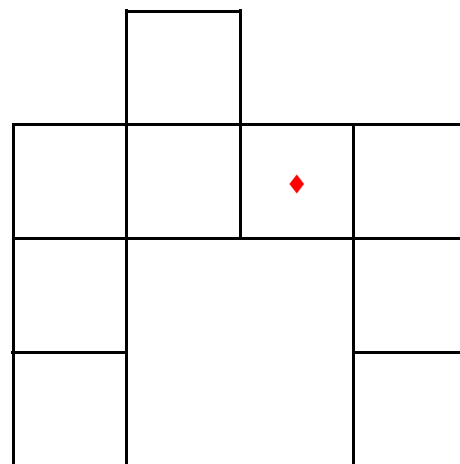
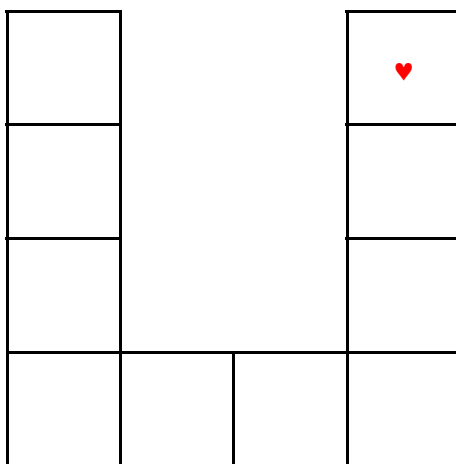
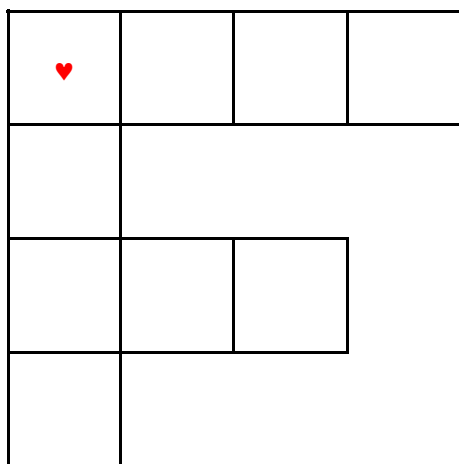
More and Less: using a hundred chart

Counting using tens and ones



More and Less: using a hundred chart

More counting using tens and ones



More and Less: using a hundred chart

Adding and subtracting 9 and 11

